

Active Shooter: What You Can Do



FEMA

DISPATCHER:

“911, what is the nature of your emergency?”

CALLER:

“There’s somebody with a gun in the main entrance to the mall and I don’t . . .”

Active shooter situations are unpredictable and evolve quickly.

Are you prepared?



Course Objectives

- **Describe actions to take when confronted with:**
 - **An active shooter.**
 - **Law enforcement officers who are responding to the situation.**
- **Describe actions to take to prevent and prepare for potential active shooter incidents.**
- **Describe how to manage the consequences of an active shooter incident.**



FEMA

Active Shooter Incidents

Where we:

- Shop
- Exercise free speech
- Learn
- Work



FEMA

About Active Shooter Incidents

- More frequent.
- Anger, revenge, ideology, untreated mental illness.



Employees can help prevent and prepare.



FEMA

Active Shooter Situations



- **Unpredictable.**
- **Evolve quickly.**
- **Continue until stopped by law enforcement, suicide, or intervention.**

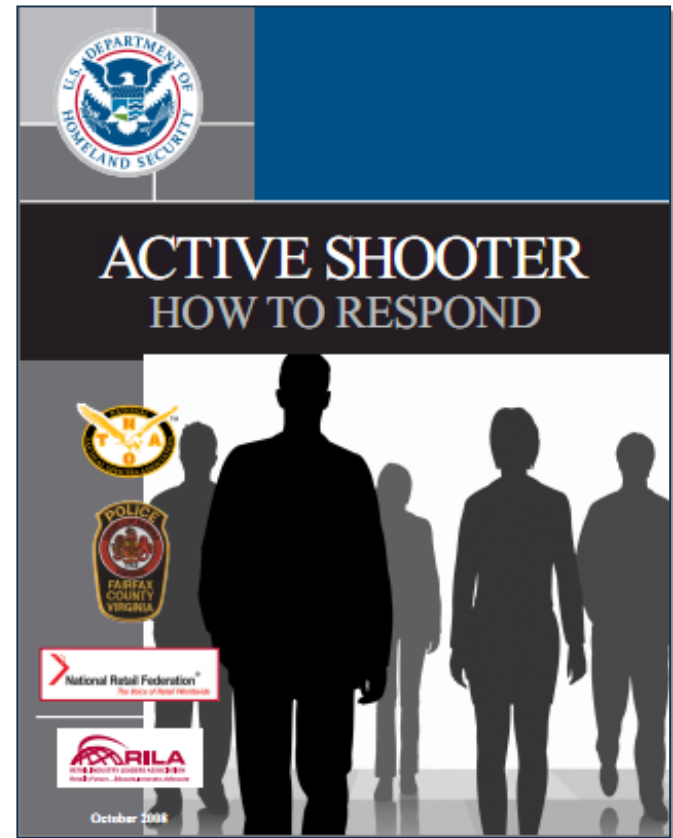


FEMA

Active Shooter Booklet

Guidance for:

- Individuals
- Managers
- Employees



FEMA

Course Topics



Respond



Prepare



Follow Up



FEMA

Discussion: Response

What actions should you take to keep yourself safe in an active shooter situation?



FEMA

Visual 9

IS-907 – Active Shooter: What You Can Do

How To Respond



Respond

- **Evacuate (RUN)**
- **Hide Out (HIDE)**
- **Take Action (FIGHT)**



FEMA

Evacuate (1 of 2)


- **Have an escape route and plan in mind.**
- **Leave your belongings behind.**
- **Help others escape, if possible.**
- **Evacuate regardless of others.**
- **Warn/prevent individuals from entering.**



FEMA

Evacuate (2 of 2)

- Do not attempt to move wounded people.
- Keep your hands visible.
- Follow police instructions.
- Call 911 when safe.



Why do police
need to see
your hands?



FEMA

Evacuation (RUN) Key Points

- **Be aware of the areas you are running to**
 - **Don't blindly run into an area where the shooters are waiting!**
- **Get off the "X"**
 - **Don't freeze**



FEMA

Hide Out

Your hiding spot should:

- **Be out of the active shooter's view.**
- **Provide protection if shots are fired.**
- **Not restrict options for movement.**

What's the difference between "cover" and "concealment?"



FEMA

Keeping Yourself Safe While Hiding



If the shooter is nearby:

- **Lock the door.**
- **Hide behind large item (e.g., cabinet, desk).**
- **Silence cell phone/pager.**
- **Remain quiet.**

Did You Know: You can now send text messages to 911 in Larimer County.




FEMA

Important Information

Provide law enforcement or 911 operators with:

- **Location of shooter.**
- **Number of shooters.**
- **Physical description of shooters.**
- **Number and types of weapons.**
- **Number of potential victims.**



FEMA

Take Action



As an absolute last resort:

- **Act as aggressively as possible.**
- **Improvise weapons and throw items.**
- **Yell.**
- **Commit to your actions.**

Do you have any EDC items that will help you?



FEMA

Activity: What Would You Do?

Discussion:

1. Look around the room. Consider what you would do in an active shooter situation and whether it would be better to escape or hide.
2. What Every Day Carry (EDC) items might help you if you have to fight?
3. Come up with a list of actions you would take to protect yourself and those around you.



Discussion: When Law Enforcement Arrives

What actions should you take when law enforcement arrives?



FEMA

Law Enforcement's Role

Immediate purpose:

- **Stop the active shooter.**
- **Proceed to area where last shots heard.**
- **First priority is to eliminate the threat.**



FEMA

Additional Officers and Rescue Teams

Teams may:


- **Wear bulletproof vests, helmets, and other equipment.**
- **Be armed with rifles, shotguns, and/or handguns.**
- **Use pepper spray.**
- **Shout commands.**
- **Push individuals to the ground for their safety.**



FEMA

Reacting to Law Enforcement

- **Remain calm.**
- **Put down any items.**
- **Raise hands and spread fingers.**
- **Avoid quick movements.**
- **Avoid pointing, screaming, or yelling.**
- **Proceed in direction from which officers are entering.**



Safe Location



Area controlled by law enforcement until:

- **The situation is under control.**
- **All witnesses are identified and questioned.**



FEMA

Course Topics



Respond



Prepare



Follow Up



FEMA

Discussion: Preparation

**How can you
prepare for and
prevent active
shooter situations?**



FEMA

How To Prepare



- **Develop an Emergency Action Plan.**
- **Conduct training.**
- **“Wargame” how you would respond in the various places that you frequent.**



FEMA

Conducting Training



Training should include:

- Identifying the sound of gunfire.
- Reacting quickly.
- Calling 911.
- Reacting when law enforcement arrives.
- Adopting a survival mindset during a crisis.



FEMA

Meet Everyone's Needs

Ensure that plans assess and provide for functional needs:

- **Hearing or sight**
- **Mobility**
- **Limited or no English proficiency**



FEMA

Course Topics



Respond



Prepare



Follow Up



FEMA


How To Follow Up

Important to:

- **Manage consequences**
- **Capture lessons learned**

Results:


- **Promotes well-being of those involved**
- **Facilitates preparedness for future emergencies**



FEMA


Managing the Consequences

- **Determine who is missing or injured.**
- **Determine a method for notifying families.**
- **Assess psychological state of individuals.**
- **Identify and fill critical personnel or operational gaps.**



Lessons Learned

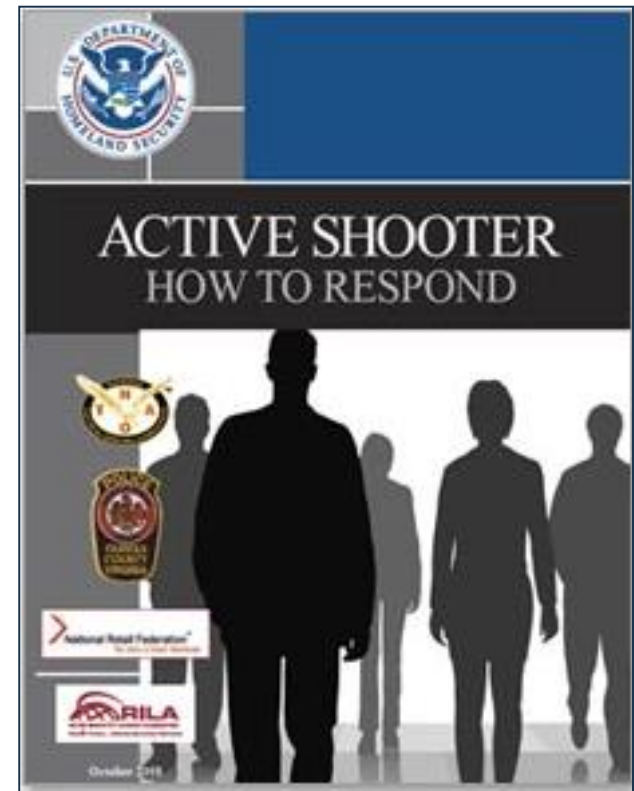
- Document response activities.
- Identify successes and failures.
- Provide analysis of existing plan effectiveness.
- Describe plans for improvements.



Workplace Violence Resources

Resources include:

- **Active Shooter Booklet**
- **Active Shooter Pocket Guide**
- **Active Shooter Poster**



FEMA

Course Summary

- **Evacuate, hide, take action.**
- **Call 911 when it is safe to do so!**
- **Always take note of the two nearest exits.**
- **Be aware of your environment and possible dangers.**



FEMA

Feedback



Questions & Answers



FEMA